

HOW-TO UPHOLSTER AND CARE FOR YOUR NEW FABRIC



CRYPTON®
Super Fabrics



Welcome to a new, cleaner, easier
life on Crypton!

To thank you for purchasing Crypton, we invite you to try out the best pH-balanced cleaners that can make short work out of any difficult stain.

**Visit www.cryptonfabric.com
for a FREE sample cleaning kit!**



Sewing with Crypton

Sewing with Crypton is not difficult, but does require the right equipment. We have established the following recommendations for sewing with Crypton Super Fabric:

» Thread: 100% nylon thread

Tension/strength:

35 lb. breaking strength
(top of cushion)

23 lb. breaking strength
(bottom of cushion)

» Needle size: 22 gauge needle

» Needle type: Ball point needle

» Stitches per inch (spi): 8

NOTE: When upholstering tight cushions (kitchen/dining chairs, office chairs, slip covers, tightly upholstered pieces, etc.), sew or staple as you would with any other fabric).



Upholstering with Crypton

Crypton has established the following recommendations for soft fill upholstery applications. The fabric **MUST** be sewn and vented in the same manner as any upholstered leather.

PREFERRED VENTING

The preferred method of venting the cushions is much the same as an upholstery professional would manage leather and/or some vinyls. For the bottom cushion, we recommend applying a strip of heavier gauge muslin with an open-weave, a “breather strip,” (fig.1), measuring approximately 6"-8" wide across the width of the bottom of the cushion (or on the back face of the bottom cushion). It can be used on either the front or back of the bottom face of the cushion – we recommend holding it back 1"-2" from the edge to avoid visibility (back is usually preferred).

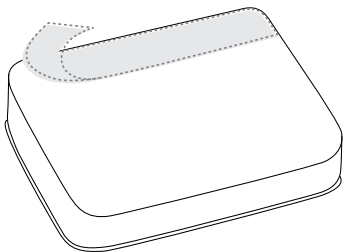


FIG. 1: Air exhausts most rapidly and refills most expeditiously with this venting method on a traditional box cushion.



The same venting recommendation applies to a non-boxed cushion, where the top piece of fabric is stitched directly to the bottom piece of fabric with no boxing. The back cushions should also employ a heavier gauge muslin breather strip on the unseen edge of the boxing or gusseted portion of the cushion. Apply approximately 3.5"-4" breather strips across the width of the boxed portion of the cushion (often referred to as the gusset).

ACCEPTABLE VENTING

If you want the option of a reversible cushion, although with Crypton it is not necessary to rotate cushions, we recommend applying the breather strip approximately 3.5"-4" across the width of the bottom of the boxed portion on the back side of the cushion (fig.2), also referred to as the bottom gusset. This method will also alleviate the issue of puckering and refill on a softer fill application with Crypton Fabric.

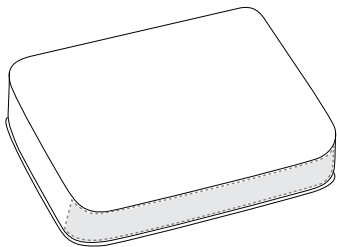


FIG. 2: Sew a heavy gauge muslin breather strip along the back of the cushion where the zipper is.

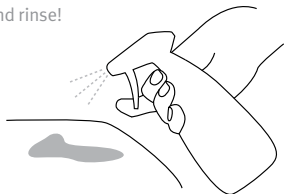
NOTE: Please note that grommets and blowholes do not refill the loft as fast as desired. Please discourage your upholstery professional from using this method for venting.



Cleaning + Care Instructions

While Crypton is super easy to clean, it is not self-cleaning. Most spills and stains can easily be cleaned with a towel. Just wipe up the spill with a clean cloth.

FIG. 1: For a cleaner, greener, healthier way to live, eliminate stains with Crypton Care. Simply spray, blot, and rinse!



HOW TO CLEAN CRYPTON WITH SOAP AND WATER

01. Remove any residue by lightly rubbing the surface.
02. Use a mild soap-and-water mixture (1 part of an enzyme powder detergent such as Tide® or Cheer® with 5 parts water).
03. Apply the solution to the stain, and wait a minute or so to allow the detergent to begin removing the stain.
04. Lightly brush, and then gently blot the stain.
05. Thoroughly rinse with water (remember, Crypton has a permanent moisture barrier, so rinse liberally) as remaining soap will attract dirt.



The easiest way to clean Crypton is with Crypton Super Cleaners.

Specially developed by Crypton for some of the world's messiest environments (health care and hospitality), Crypton Cleaners are the only dedicated, one-step upholstery cleaners on the market. Crypton's line of pH-balanced cleaners make short work out of the most difficult stains and work wonders on Crypton or any water-cleanable fabric.

Crypton promises to make your life easier, cleaner, and even greener. We design and manufacture environmentally responsible Super Fabrics and Cleaners that ensure fabrics look and perform beautifully.

FOLLOW THESE SIMPLE STEPS TO ELIMINATE STAINS WITH CRYPTON SUPER CLEANERS:

- 01.** Remove any residue by lightly rubbing the surface.
- 02.** Choose the appropriate stain remover (see below).
- 03.** Apply the cleaning mixture to the stain, lightly brush, and then gently blot.

CRYPTON CARE PURPLE: Butter, Cosmetics, Crayon, Grease, Gum, Ink, Iodine, Lipstick, Mayonnaise, Mustard, Nail Polish, Oil, Red Drinks, Rust, Shoe Polish, Sun Block, Tar, Vegetable Oil.

CRYPTON CARE GOLD: Beer, Blood, Butter, Chocolate, Coffee, Cola, Grass, Jelly, Juices, Ketchup, Mildew, Milk, Mustard, Paint (Latex), Tea, Urine, Vegetable Oil, Vomit, Wine.

CRYPTON CARE DISINFECTANT AND DEODORIZER: A quick one-step disinfectant that disinfects Crypton and any hard surfaces, killing 99.9% of germs and bacteria.



CRYPTON® Super Fabrics

Welcome to Life on Crypton.

Tested and trusted, Crypton has 15 years and 70 million yards of proven fabric performance. Highly stain resistant, extremely easy to clean, and odor, bacteria, and moisture resistant, too, Crypton might just change the way you live.

Crypton is perfect for upholstering furniture, pillows, headboards, slip covers, place mats, tablecloths, wall coverings, pet blankets, and much, much more!

FURTHER QUESTIONS?

Do not hesitate to contact us now or in the future with any further questions or comments on the application of Crypton Fabrics. If you encounter an application that is outside the “typical” installation, or is not clearly defined in this pamphlet, please contact us for recommendations.

Visit www.cryptonfabric.com or call **1.800.CRYPTON** for more information.